




Entering
Orbit

Database
Mapping
2022





INTRODUCTION

The DutchCulture Database tracks the work of Dutch artists and cultural organisations around the world. The aim of the database is to look at the overall trends in how Dutch artists move through the world internationally. This helps us understand the Netherlands' cultural impact around the world.

In 2022, we saw a strong start to recovery after two years of travel and gathering restrictions. Activity levels have risen and artists once again have the ability to travel internationally at near 'normal' levels, although world events continue to affect international collaborations. This year we explore the theme of how Dutch artists are finding their 'new orbit' in a transforming international cultural field, amongst the changes and challenges of the past few years.

Want to learn more about the DutchCulture Database? [Click here.](#)

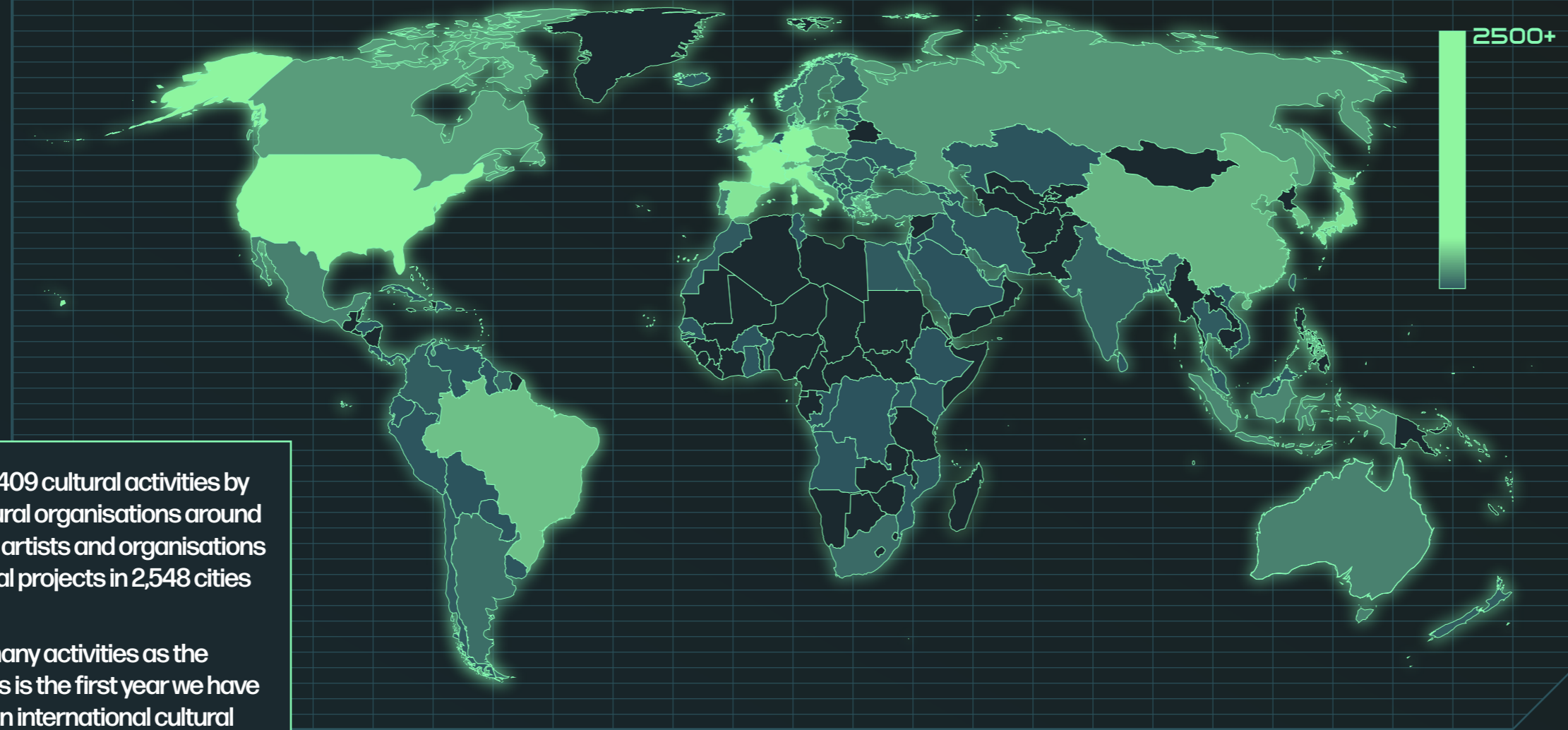
Mapping Cultural Participation



ONLINE ACTIVITY

ONLINE	428
HYBRID	73
TOTAL	501
% OF ALL ACTIVITY	3%

ACTIVITY HEAT MAP



In 2022, we tracked 14,409 cultural activities by Dutch artists and cultural organisations around the globe. 2,963 Dutch artists and organisations were involved in cultural projects in 2,548 cities in 113 countries.

With nearly twice as many activities as the previous two years, this is the first year we have seen strong recovery in international cultural participation.

Likewise, only 3% of activities were online in 2022, indicating that live activities are once again in full-force.

TOP 50 COUNTRIES

01 Germany	26 Norway
02 U.S.A.	27 Greece
03 Belgium	28 Hungary
04 France	29 Croatia
05 U.K.	30 S. Africa
06 Italy	31 Ireland
07 Spain	32 Luxembourg
08 Japan	33 Slovakia
09 Brazil	34 Suriname
10 S. Korea	35 Israel
11 Austria	36 Finland
12 China	37 India
13 Poland	38 Romania
14 Switzerland	39 Slovenia
15 Canada	40 Colombia
16 Russia*	41 New Zealand
17 Indonesia	42 Lithuania
18 Czechia	43 Bulgaria
19 Australia	44 Thailand
20 Mexico	45 Egypt
21 Portugal	46 Chile
22 Sweden	47 Serbia
23 Turkey	48 Morocco
24 Denmark	49 Singapore
25 Argentina	50 Estonia

= Cultural Policy Focal Country

NUMBER OF ACTIVITIES	DUTCH ARTISTS	VISITED COUNTRIES	VISITED CITIES	VISITED VENUES
14409	2963	113	2548	7208

*Activities in Russia are based on distanced events (such as book translations or exhibitions that began in 2021 and remained set up into 2022)

Artistic Disciplines



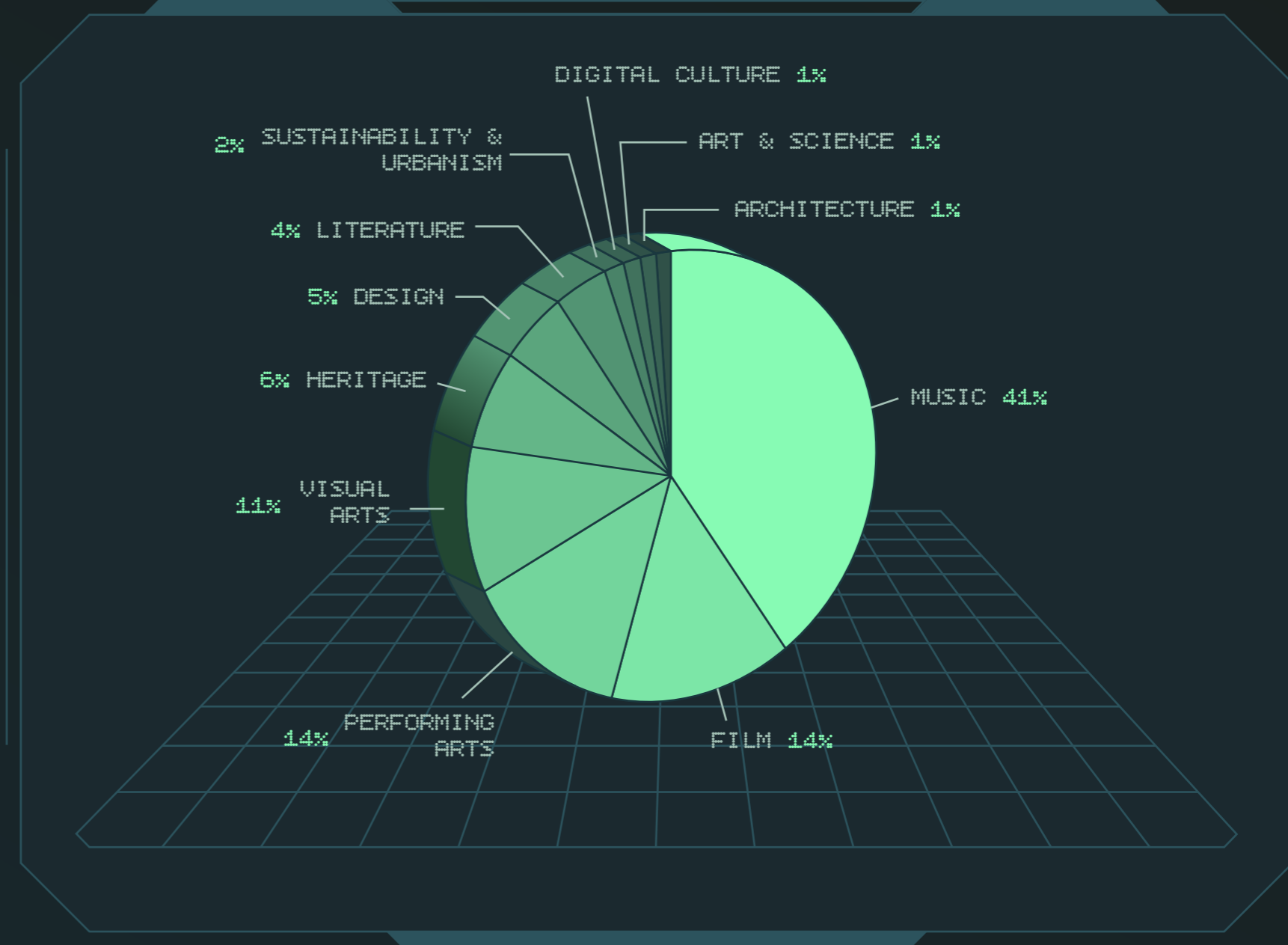
All cultural disciplines have been internationally active in 2022. Music, in particular, saw a large return of activities in 2022, following two years of diminished activities.

Our two newest disciplines (added in 2020), 'Sustainability & Urbanism', and 'Art & Science', also saw significant growth.

TOP DISCIPLINES PER PROVINCE_

DRENTHE		FLEVOLAND		FRIESLAND		GELDERLAND	
MUSIC	69%	MUSIC	76%	PERFORMING ARTS	41%	MUSIC	28%
DESIGN	17%	PERFORMING ARTS	9%	MUSIC	31%	FILM	18%
LITERATURE	7%	LITERATURE	4%	VISUAL ARTS	10%	VISUAL ARTS	15%
GRONINGEN		LIMBURG		N. BRABANT		N. HOLLAND	
MUSIC	62%	MUSIC	75%	MUSIC	46%	MUSIC	33%
PERFORMING ARTS	12%	VISUAL ARTS	12%	PERFORMING ARTS	26%	FILM	17%
FILM	8%	FILM	8%	DESIGN	11%	PERFORMING ARTS	16%
OVERIJSEL		S. HOLLAND		UTRECHT		ZEELAND	
MUSIC	76%	MUSIC	41%	MUSIC	51%	VISUAL ARTS	94%
PERFORMING ARTS	10%	VISUAL ARTS	14%	FILM	15%	LITERATURE	6%
LITERATURE	4%	PERFORMING ARTS	11%	PERFORMING ARTS	14%		

DISCIPLINE BREAKDOWN_



Province Participation



In 2022, 2,963 artists and cultural organisations participated in cultural activities abroad. We tracked artists from 232 Dutch cities and towns. The four main Randstad cities continue to act as clusters for internationally active artists, holding 67% of all internationally active artists.

The number of Dutch artists working abroad increased by 8% from last year and the number of internationally active Dutch cities increased 18%. This is another indication that international cultural activities are returning to their pre-Covid levels.

MOST ACTIVE CITIES_

01 Amsterdam	11 Haarlem	21 Deventer
02 Rotterdam	12 Nijmegen	22 Middelburg
03 The Hague	13 Delft	23 Alkmaar
04 Utrecht	14 Breda	24 Almere
05 Eindhoven	15 Hilversum	25 Dordrecht
06 Leiden	16 Amersfoort	26 Rijswijk
07 Arnhem	17 Den Bosch	27 Zaandam
08 Maastricht	18 Leeuwarden	28 Bussum
09 Groningen	19 Enschede	29 Apeldoorn
10 Tilburg	20 Zwolle	30 Gorinchem

UTRECHT

HERMAN VAN VEEN
NICKY ROMERO
EMMA BRANDERHORST
HEADHUNTERZ
TINLICKER

N. HOLLAND

ANNE FRANK HOUSE
HH PRODUCTIES
SUBMARINE FILMS
CHELINA MANUHUTU
JUSSEN BROTHERS

S. HOLLAND

THEATER ROTTERDAM
OLIVER HELDENS
NIEUWE INSTITUUT
AFROJACK
DISTANT

ZEELAND

JAN VAN MUNSTER
HANS OVERVLIET

FLEVOLAND

ANGERFIST
ALMERE YOUTH ORCHESTRA
JUUL HONDIUS
BONTEHOND
THEATER DJEMPOL

FRIESLAND

OEDO KUIPERS
SIMONE LAMSMA
TIM HONNEF
BROKEN BRASS
TERA KORA

GRONINGEN

RAPALJE
BEN VAN GELDER
BLANKS
SIETZE DE VRIES
JOHN CROEZEN

DRENTHE

GOD DETHRONED
BLACKBRIER
FELIEKE VAN DER LEEST
NOOR
NNJO

OVERIJSSSEL

HANS THEESINK
BAKERMAT
CRYPTOSIS
BINGO PLAYERS
TAMTAM

GELDERLAND

DE STAAT
MASCHA HALBERSTAD
NORBERT BUSSCHERS
ANNET SCHAAP
TEETHGRINDER

N. BRABANT

DE STILTE
TIESTO
SAM FELDT
W&W
R3HAB

LIMBURG

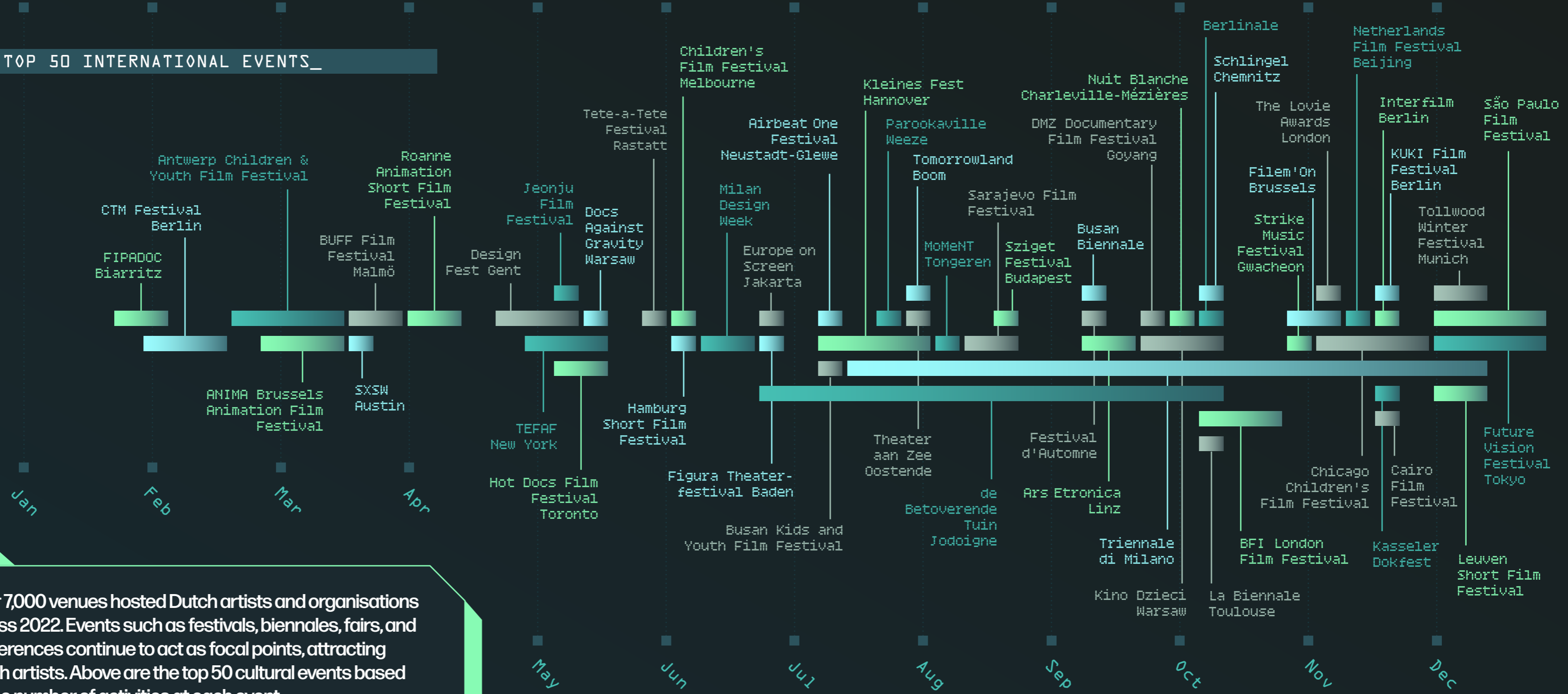
WIL SALDEN
ANDRE RIEU
EPICA
DEWOLFF
VIN VIN

ARTIST HEAT MAP & MOST ACTIVE PER PROVINCE_

Events & Locations



TOP 50 INTERNATIONAL EVENTS_



Over 7,000 venues hosted Dutch artists and organisations across 2022. Events such as festivals, biennales, fairs, and conferences continue to act as focal points, attracting Dutch artists. Above are the top 50 cultural events based on the number of activities at each event.

Events & Locations



TOP CITIES PER DISCIPLINE_



MUSIC

- 01 London
- 02 Berlin
- 03 Hamburg
- 04 Paris
- 05 New York



FILM

- 01 Warsaw
- 02 Berlin
- 03 Jakarta
- 04 Tokyo
- 05 Antwerp



VISUAL ARTS

- 01 Paris
- 02 New York
- 03 Berlin
- 04 Xiamen
- 05 Beijing



LITERATURE

- 01 Moscow*
- 02 Tokyo
- 03 Paris
- 04 Milan
- 05 Rome



ARCHITECTURE

- 01 Milan
- 02 Beijing
- 03 Baltimore
- 04 Shenzhen
- 05 Qinhuangdao



DESIGN

- 01 Milan
- 02 Paris
- 03 Seoul
- 04 Tokyo
- 05 New York



PERFORMING ARTS

- 01 Antwerp
- 02 Brussels
- 03 Beijing
- 04 Oostende
- 05 Hannover



HERITAGE

- 01 Paramaribo
- 02 Frankfurt
- 03 Tokyo
- 04 London
- 05 Munich



ART & SCIENCE

- 01 Linz
- 02 Milan
- 03 Paris
- 04 Shenzhen
- 05 New York



DIGITAL CULTURE

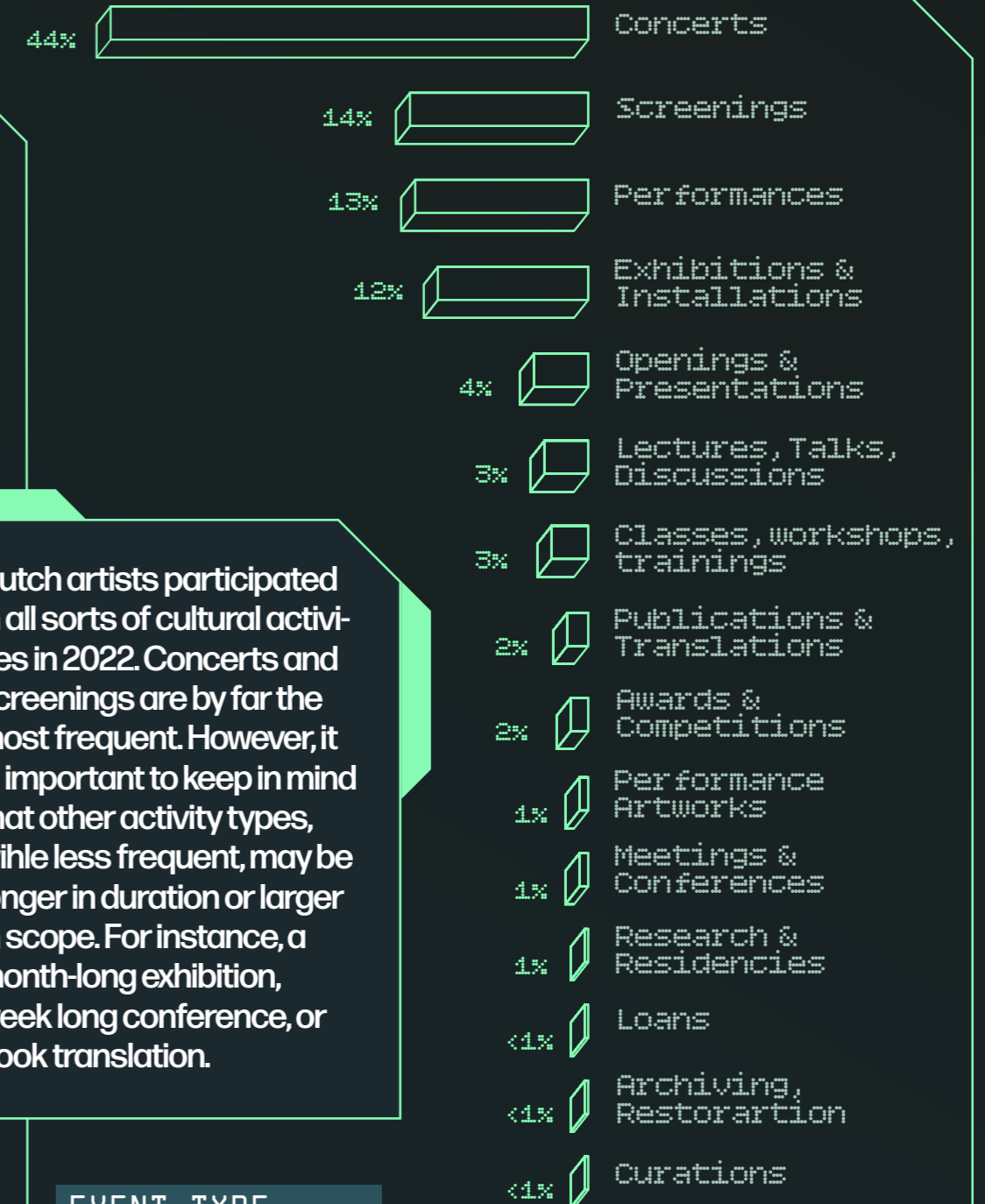
- 01 Linz
- 02 London
- 03 Paris
- 04 Berlin
- 05 Cologne



SUSTAINABILITY & URBANISM

- 01 Milan
- 02 Tobolsk*
- 03 Ghent
- 04 Shenzhen
- 05 Beijing

Major metropolitan areas remain key hubs for Dutch artists. Across disciplines, the most popular cities in 2022 were **Berlin, Paris, London, New York, and Tokyo.**



Dutch artists participated in all sorts of cultural activities in 2022. Concerts and screenings are by far the most frequent. However, it is important to keep in mind that other activity types, while less frequent, may be longer in duration or larger in scope. For instance, a month-long exhibition, week long conference, or book translation.

EVENT TYPE_

*Activities in Russia are based on distanced events (such as book translations or exhibitions that began in 2021 and remained set up into 2022)

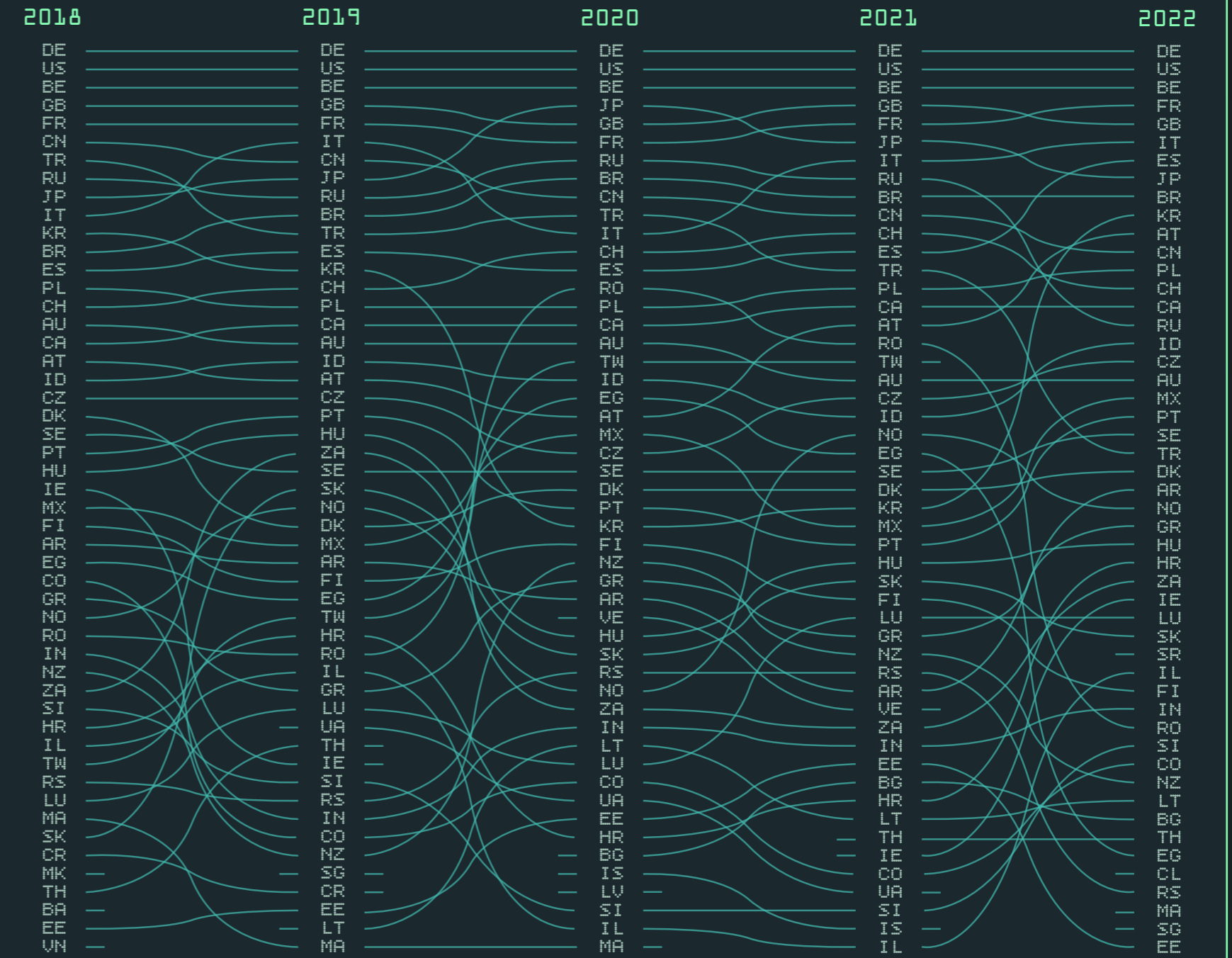
Growth & Change



The top countries remain quite stable, with Germany, the United States, Belgium, France, and the United Kingdom retaining their top spots. Nine of the eleven disciplines grew in size this year, another indicator of a returning international cultural scene.



DISCIPLINE GROWTH

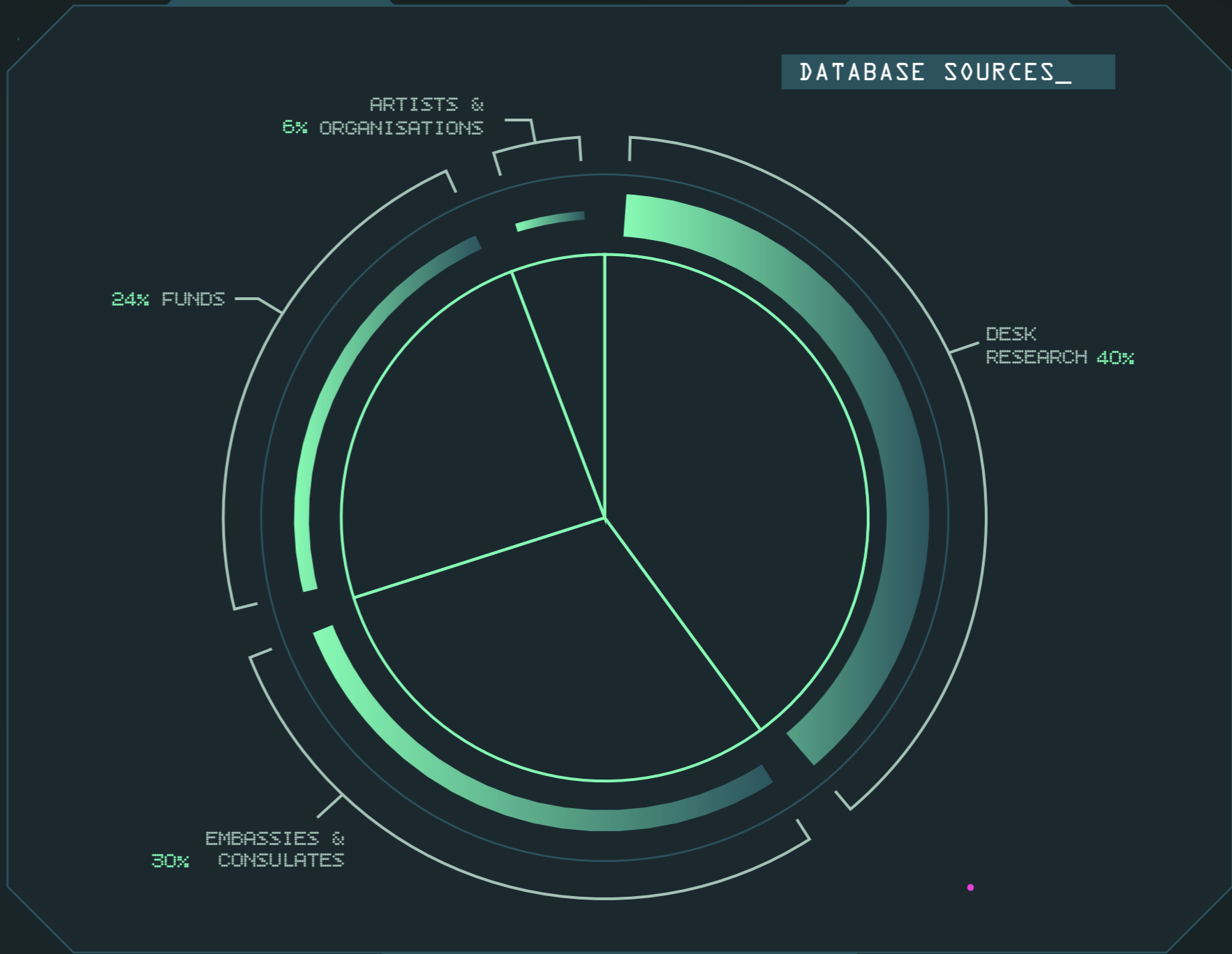


COUNTRY RANKING OVER TIME

Database Sources



DATABASE SOURCES_





The DutchCulture Database collects information from a variety of sources. These include our partners at the Dutch embassies and consulates, Dutch cultural foundations, directly from artists and organisations, and through our own desk research. We would like to thank our partners for their help collecting this information.

Through our MyDC portal, artists and organisations can add activities directly to the database. In the last year, we have seen significant growth of the portal, with over 300 new MyDC users.

Disclaimer: we strive to make our database as comprehensive as possible. However we recognise that we are not able to capture every international cultural event and our database is not intended to be exhaustive.

NUMBER OF NEW MYDC USERS	NUMBER OF NEW ARTISTS	NUMBER OF NEW VENUES
340	1053	3689





COLOPHON

SEARCH THE
DC DATABASE

www.dutchculture.nl/database

CREATE A
MYDC ACCOUNT

www.dutchculture.nl/user

READ OUR DATABASE
FULL DISCLAIMER

www.dutchculture.nl/disclaimer

CONTACT OUR
DATABASE OFFICER

e.chang@dutchculture.nl

Editor: Erin Chang

DutchCu|ture